

FORKLIFT SAFETY TIPS

1



- ✓ SAFETY CLOTHING
- ✓ TRAINING

Only operators who have completed the forklift operation skill training may operate the forklift. Wear designated work clothes and protective devices.


2



- ✓ PRE-OPERATIONAL INSPECTION

Inspect the forklift before starting work and inform the supervisor immediately if there are problems. Contact your dealer for repairs or modifications.

3



- ✓ FASTEN SEAT BELT

Before operating the forklift fasten your seat belt.

4



- ✓ KEEP WITHIN SPEED LIMIT

Always operate the forklift at a speed that is appropriate for the environment. Observe the work site rules and operate the forklift safely.

5



- ✗ AVOID HAZARDS

Do not drive over objects such as pieces of wood scattered on the ground. Doing so could cause the load to shift or the operator to lose control.

6



- ✗ UNSTABLE LOAD

Stack the load on the pallets and skids safely and properly. Use prevention measures such as ropes or binders if required. Do not carry unstable loads.

7



- ✗ DON'T USE FORK TIPS

Do not use the tip of the forks as a lever to raise a heavy load. Do not push a load with the tip of the forks, and do not use the tilt cylinder to pull a load.


8



- ✓ USE SUITABLE PALLETS

Use pallets and skids that can withstand the weight of the load. Do not use damaged, deformed or decayed pallets and skids.

9



- ✓ USE HELPER IN NARROW SPACES

Assign a helper at narrow places and make sure to predetermine signals to be used. The forklift operator must follow the signals given by the helper.

10



- ✓ LOOK LEFT AND RIGHT AND SOUND HORN

If the view is obstructed, always stop once, sound horn, and look left and right before proceeding.

11



- ⚠ KEEP FORKS LOW

Do not travel with the forks higher than a foot from the floor, and never travel or turn with the forks in an elevated position or tilted forward.


12



- ✓ CLEAR VISIBILITY

If visibility is obstructed, a lookout helper may be required. Drive carefully when backing.

13



- ✗ NO RIDERS

A forklift is built for only one person. It is dangerous for anyone to ride on the forks or anywhere else on the forklift.

14



- ✗ NO HANDS ON MAST

Do not place hands or feet on the cross members of the mast. Your hand will be severed if the mast is lowered while your hand is on it.


15



- ⚠ SLOW DOWN WHEN TURNING

Travel slowly when turning. Forklifts can tip over even at very slow speeds. The combination of speed and the sharpness of a turn can cause a tip over.

16



- ⚠ SPECIAL CARE FOR SPECIAL LOADS

Take special care when carrying a long or wide load. Turn and work slowly to prevent the load from shifting. Make sure the load is balanced.

17



- ⚠ WATCH HEIGHT

Be careful of the height of the upper part of the forklift when entering or exiting buildings.

18



- ✗ TOO HEAVY

Do not travel with a load that exceeds the lifting capacity.

Yale® 
People. Products. Productivity.